



# Parent Orientation

What you need to know for  
the 2015-2016 school year!



# How First Grade Works

- Every child has two main teachers:
  - General Studies
  - Judaic Studies
- Push in-Pull out
  - Resource team and 2nd grade teachers may be working with first grade students.



# Events in First Grade!

- Shabbat Lunch
  - March 18<sup>th</sup>
  - Students Only
  - Shabbat Attire
- Partners with God
  - May 26<sup>th</sup>
  - Families are Welcome!
  - Shabbat Attire



# School Day

- The first bell rings at 8:00 am. Learning begins promptly at 8:10 am.
- If your child is sick, do not send him/her to school until s/he is 24 hours fever free.
- We joyfully recognize your child's birthday in school; however, treats are not permitted due to the school food policy.
- Toys, sporting equipment, and electronics must remain at home.



# Homework Policy and Procedures

- Homework will be posted on our Weebly website: <http://schechterfirstgrade.weebly.com>
- Please bookmark this page!
- Generally, General Studies homework assignments are posted on Tuesdays and due on Fridays.
- Homework materials are in the STAR binder.



# Communication Policies and Procedures

Regular Communication about what is going on in the classroom is posted on the Weebly.

- homework assignments
- curricular content
- special events

Best ways to get in touch with us:

- Email **both** GS and JS teachers
- We will respond within 24 hours
- Any last minute notifications must go to the office.



# Lunch and Snacks (separate and labeled)

- We eat lunch at: 11:43 am on most days.
- Dairy lunch: Monday, Wednesday, and Fridays.
- Meat lunch: Tuesdays and Thursdays.
- Bring 1 healthy morning snack.
- Some examples include:
  - apple slices, peeled oranges, cut up cucumbers, carrot sticks, cheese sticks, or yogurt.
- Chips, cookies, or candy are not allowed.



# Lunch and Snacks

- Please provide napkins, spoons, and forks when needed.
- We encourage you to consult your child when packing snacks and lunches.
- There is NO snack on 12:00pm/1:30pm dismissal days.
- The snack and lunch **must be kosher and peanut/nut free.**
- Kosher Symbols can be found:
  - [http://www.crcweb.org/agency\\_list.php](http://www.crcweb.org/agency_list.php)





# Dress Code Review

- Boys must wear a kippah at all times. Please bring at least three extras to keep in their lockers.
- All tops must be at least three fingers wide across the shoulders.
- Midsections must be covered.
- When wearing leggings children must have a top that completely covers their bottoms.



# Dress Code

- Students must have gym shoes in order to participate in P.E. (feel free to leave an extra pair in their locker)
- Send a complete change of clothing (including socks and underwear) in a labeled bag to store in their lockers.
- Send a sweater or sweatshirt to keep in the locker. The building can be chilly.



# Tal Am נ

## For the Classroom:

### Interactive Posters

For blessings and a total Hebrew environment.

### Audio Cassettes and CDS

Songs, stories and dictations to develop listening and comprehension skills.

### Graded Library

Age-relevant stories for literacy development.

### Big Books

Include unit stories, library books, songs and plays.

### Games

For acquisition, reinforcement and enrichment of content and skills.

## For Students

Workbooks for experiential learning



# SHALOM BAKITA (Shalom in the Classroom)

The Shalom in the Classroom unit deals with everyday life in the classroom at the beginning of the school year, and focuses on familiarization with the characters of a "virtual" classroom, the articles and the learning habits in the classroom.

**Shalom Bakita is further organized into 3 subtopics:**

- (a) Who is in the class?
- (b) What is in the class?
- (C) How do we study.



The **Shalom in the Classroom** unit is taught at the beginning of the school year, and the topics covered accompany the students throughout the year, since they deal with their everyday life as students.



# SHALOM BABAYIT UVACHUTZ

## (Shalom at Home and Outdoors)



The **Shalom at Home** and Outdoors unit deals with the everyday life of students outside of the school. Shalom at Home focuses on the Jewish daily schedule at home from when they wake up until bed time. The “Shalom BaBayit” units include morning and evening routines, the body, clothing and nutrition, includes prayers and blessings.

**Shalom Outdoors** focuses on the world outside of the classroom and home. It is linked to the creation of the world and is organized according to the seasons of the year.





The reading series, ARIOT, contains material for acquiring both phonetic reading skills and developing a beginning sight word vocabulary. It includes activities for the development of writing and verbal skills.

The study of Hebrew reading is done in alphabetical order, except for the letter "Shin" which is introduced after the letter "Aleph".

### Ariot 1:

The letters Aleph to Hey, Shin and the vowels Patach, Kamatz, Sh'va and Chirik.

### Ariot 2:

The letters Vav to Yod and the vowels Cholam Tzereh and Segol.

### Ariot 3:

The letters Kaf to Ayin and the vowels Kubutz and Shuruk.

### Ariot 4:

The letters Peh to Tav.

### Ariot Kotev (Ariot Writes):

Reading and writing in cursive letters.

In addition to teaching these skills, it reviews the vocabulary and language structures which were taught in Ariot 1 through Ariot 4.



Chag Sameach  
(6 Units)

1. Shana Tova



2. Hanukkah Sameach



3. Tu Bishvat



4. Purim Sameach



5. MiPesach Ad Shavuot



6. Israel Sheli



# SHABBAT SHALOM



composed of 3 distinctive units which reflect the main ideas of the **Shabbat theme**:

**Bo'i Shabbat** (Come, Shabbat) - Welcoming Shabbat in class and at home.

**Oneg Shabbat** (Celebrating Shabbat) - What's permitted and what's forbidden during Shabbat.

**Shavua Tov** (Good Week) - Farewell to Shabbat, Havdalah.

These units deal, respectively, with the preparations for Shabbat, the Mitzvoth of Shabbat and the ritual of departure from the Shabbat on Motzaei Shabbat (Saturday night).

Students learn: **Blessings over the candles**, the **challa** and the Kiddush **for Shabbat**.

The **Shabbat Shalom** book is used throughout the year and in parallel to Ariot and Shalom units, during the periods of the year when holiday topics are not taught.



# Ariot Cal At Home




- The first grade students will be visiting the computer lab on a weekly basis.
- They will use TaL AM's computer program "Ariot CAL" , a new Web based Computer Assisted Learning (CAL) software.
- This program was designed to reinforce the Hebrew literacy program studied in class. Students are now able to access this website at home! By logging into the Ariot CAL website, students will be able to perform learning activities in a multimedia environment using games, stories and songs, making the learning process more enjoyable.
- Students will log in from school for class work, and from home for fun-filled home practice.
- You will receive detailed instructions on how to log in at home to Ariot Cal.



# Technology

- 4 laptop computers per classroom
- 20 iPads shared among the first grade classrooms

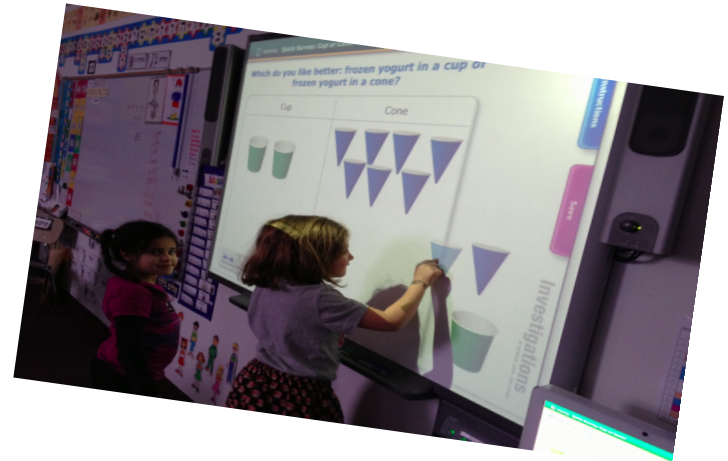


# Technology

- Smart Light Raise
  - Touch interactivity enhances collaborative learning
  - Brings learning to life!

- Weebly:

<http://schechterfirstgrade.weebly.com>



# Reading



- Anchor Comprehension Program
  - Fiction and Nonfiction Books
  - Comprehension strategies that help guide our reading
    - Analysis of Character
    - Analysis of Story Elements
    - Summarizing
    - Sequencing Events
    - Main Ideas and Details
  - Helping develop skills for before, during, and after reading
    - Ex: Preview text, make predictions, visualize, question, summarize and check for understanding





# Reading

- Children should be reading for at least **10** min/day.
- Reading logs will be on the way to help keep track of minutes read.
- Reading in school and at home helps build our reading stamina, fluency, comprehension, decoding skills, sight words, and enjoyment!

**READ TO SELF**  
**STAMINA**

00:00:00

START STOP

how long can we read?

Day	1	2	3	4	5	6	7	8	9	10
Minutes										



# Phonics

- Fountas and Pinnell- a complete phonics and word study program
- Encompasses nine categories of learning:
  - Early Literacy Concepts
  - High-Frequency Words
  - Phonological and Phonemic Awareness
  - Spelling Patterns
  - Letter Knowledge
  - Word Structure
  - Letter/Sound Relationships
  - Word-Solving Actions
  - Word Meaning




# Spelling/Grammar

- Periodic spelling “tests” that check if students are applying the phonemic rules.
  - Ex: After students learn short ‘a,’ can they spell bat? rat? flat? crack?
- A helpful spelling list is in the STAR binder (yellow paper)
- Dolch Words are used in the classroom. 10 words per 1-2 weeks.
- Inventive spelling is appropriate and welcome!
- Formal spelling begins in 2nd grade.



# Writing Program

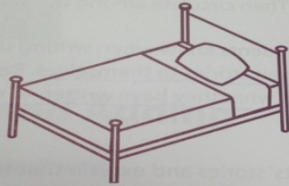
- Being a Writer (Developmental Studies Center)
- Comprehensive writing program that builds a caring community and develops the skills to grow as a writer.
- Units Include:
  - The Writing Community
  - Getting Ideas
  - Telling More
  - Writing Stories About Me
  - Writing Nonfiction
  - Opinion Writing
  - Exploring Words Through Poetry



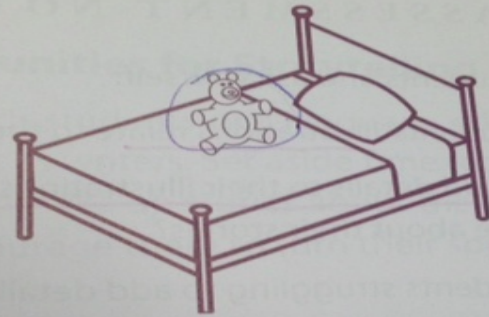


# Ex: Rereading and Adding

Prompt: I can.....



*I can make my bed. I tuck in the blankets.  
I Fluff the pillow.*




*I can make my bed. I tuck in the blankets.  
I Fluff the pillow. I put my teddy bear on  
the bed.*



# Math Investigations

- Designed to engage students in making sense of the ideas through workshops
- Units include:
  - Addition
  - Subtraction
  - The Number System
  - 2D Geometry
  - Data and Analysis
  - Measurement



# FOSS Science


- We want first graders to be observers, investigators, innovators, and researchers.
- Therefore, FOSS is a hands on and inquiry-based curriculum that develops curiosity, the ability to ask questions, planning and conducting investigations, analyzing data, and communicating results.
- Units include:
  - Pebbles, Sand, and Silt
  - Solids and Liquids
  - New Plants



# Example Lesson:



Rock mixture




Screen set



# Social Studies

- Community
  - What is community?
  - How are communities different?
- Map Skills
  - What does a map show?
  - What is geography?
- Goods and Services
  - How are goods made and brought to us?
  - Who provides services in a community?
- Being a Good Citizen
  - How can I make wise decisions?
  - How do leaders help their community?
  - What does a good citizen do?



How can we help influence community leaders?

